


# Tufline<sup>®</sup> XP<sup>®</sup> Sleeved Plug Valves



**XOMOX<sup>®</sup>**  
Process Valves & Actuators



# Superior fugitive emissions control.

Tufline® XP® Sleeved Plug valves provide exceptional sealing to atmosphere.

The primary top seal is at the plug.

A secondary seal is provided by live loaded packing at the stem.

## Thermal cycling emissions control.

Even with thermal cycling, the patented\* shrink-seal lip assures stem sealing that meets or exceeds the most stringent regulatory requirements.

## This little lip assures better emissions control.

During thermal cycling, when fugitive emissions are most likely to escape, this Tufline exclusive and patented shrink-seal lip tightens the seal.

## Longer-lasting in-line sealing.

The inert PTFE sleeve completely surrounds the plug. The sleeve provides a full-circumferential sealing surface from port to port. Open, closed, or rotating, the seal is assured.

## Performance proven.

Tufline Sleeved Plug valves have proven themselves with decades of trouble-free emissions control service in thousands of applications. Only Tufline valves offer exclusive emissions control attributes that are designed in, not added on.

## A family of emissions control valves.

Tufline XP valves are part of a broad line of emissions control valves designed for a variety of applications and differing levels of emissions control requirements. Choose the Tufline valves that most economically meet your emissions control requirements.


## Cost control.

Tufline valves pay for themselves many times over with lower maintenance, longer service life, and greater operating reliability.

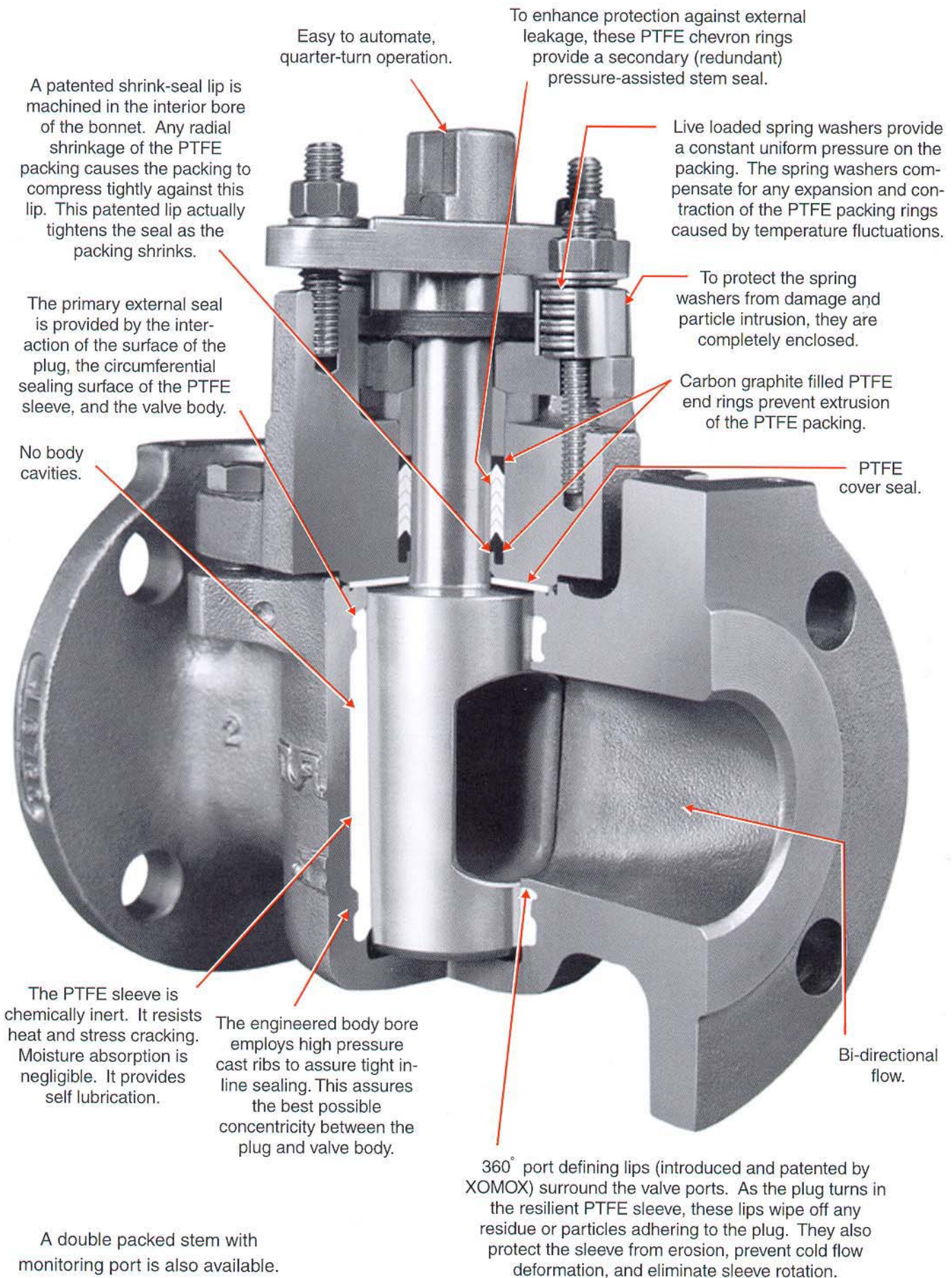
Calculate the low long-term cost of these reliable valves and see how much they can save you in your application.

## More options.

- ANSI Classes 150, 300, or 600.
- Flanged, screwed, or weld ends.
- Fire tested to API 607, 4th Edition.
- Multiport configurations available.
- Monitoring port available.

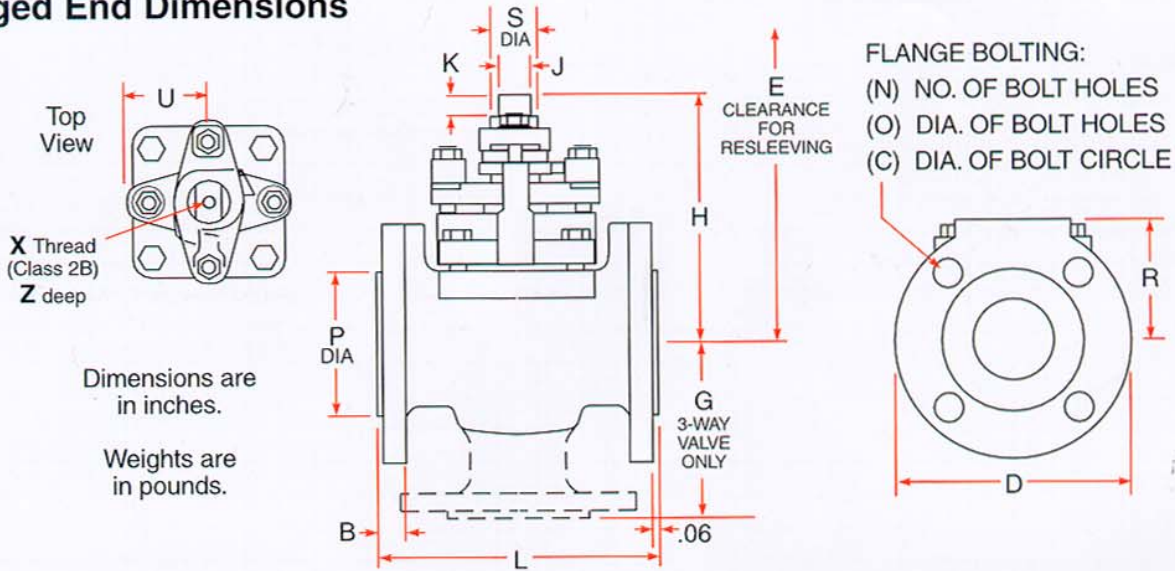








# Flanged End Dimensions



## Class 150 ... 2-Way: Figure No. 067XP ... 3-Way: Figure No. 037XP

Size	L	H	D	B	P	R	N	O	C	S	J	K	E	U	X	Z	G 3-Way	Weight 2-Way	Weight 3-Way
1/2	4.25	4.83	3.50	.38	1.38	1.75	4	.63	2.38	.61	.438	.50	7.00	1.50	1/4-20	.53	2.75	4	5
3/4	4.63	4.83	3.88	.41	1.69	1.94	4	.63	2.75	.61	.438	.50	7.00	1.50	1/4-20	.53	2.88	5	6.2
1	5.00	5.25	4.25	.44	2.00	2.13	4	.63	3.13	.63	.438	.50	8.50	1.50	1/4-20	.53	3.50	9	11.5
1 1/2	6.50	5.94	5.00	.56	2.88	2.50	4	.63	3.88	.88	.563	.63	9.25	1.84	5/16-18	.59	4.13	17	21
2	7.00	6.38	6.00	.63	3.63	3.00	4	.75	4.75	1.13	.750	.63	9.88	2.13	5/16-18	.59	4.50	26	32
2 1/2†	8.00	6.94	7.50	.75	4.13	3.75	4	.75	5.50	1.13	.750	.63	10.38	2.13	5/16-18	.59	5.13	41	52
3	8.00	6.94	7.50	.75	5.00	3.75	4	.75	6.00	1.13	.750	.63	10.38	2.13	5/16-18	.59	5.13	41	52
4	9.00	8.94	9.00	.94	6.19	4.63	8	.75	7.50	1.25	.875	.88	22.00	3.00	5/16-18	.59	6.00	70	85
6	10.50	10.81	11.00	1.00	8.50	5.50	8	.88	9.50	2.00	1.398	1.00	25.00	3.44	5/16-18	.59	7.50	123	147
8	11.50	12.60	13.50	1.13	10.63	6.75	8	.88*	11.75	2.00	1.398	1.00	28.00	4.38	---	---	9.00	200	239

## Class 300 ... 2-Way: Figure No. 0367XP ... 3-Way: Figure No. 0337XP

Size	L	H	D	B	P	R	N	O	C	S	J	K	E	U	X	Z	G 3-Way	Weight 2-Way	Weight 3-Way
1/2	5.50	4.83	3.75	.56	1.38	1.88	4	.63	2.63	.61	.438	.50	7.00	1.50	1/4-20	.53	2.88	7.2	9.2
3/4	6.00	4.83	4.63	.63	1.69	2.31	4	.75	3.25	.61	.438	.50	7.00	1.50	1/4-20	.53	3.00	10.7	13.7
1	6.50	5.25	4.88	.69	2.00	2.44	4	.75	3.50	.63	.438	.50	8.50	1.50	1/4-20	.53	3.75	13.5	17.5
1 1/2	7.50	5.94	6.13	.81	2.88	3.06	4	.88	4.50	.88	.563	.63	9.25	1.84	5/16-18	.59	4.38	25	33
2	8.50	6.38	6.50	.88	3.63	3.25	8	.75	5.00	1.13	.750	.63	9.88	2.13	5/16-18	.59	4.75	34	43
2 1/2†	11.13	6.94	8.25	1.13	4.13	4.13	8	.88	5.88	1.13	.750	.63	10.38	2.13	5/16-18	.59	5.56	48	63
3	11.13	6.94	8.25	1.13	5.00	4.13	8	.88	6.63	1.13	.750	.63	10.38	2.13	5/16-18	.59	5.56	48	63
4	12.00	8.94	10.00	1.25	6.19	5.13	8	.88	7.88	1.25	.875	.88	22.00	3.00	5/16-18	.59	6.75	96	121
6	15.88	10.81	12.50	1.44	8.50	6.25	12	.88	10.63	2.00	1.398	1.00	25.00	3.44	5/16-18	.59	8.50	193	235
8	16.50	12.60	15.00	1.63	10.63	7.50	12	100	13.00	2.00	1.398	1.00	28.00	4.38	---	---	10.00	292	359

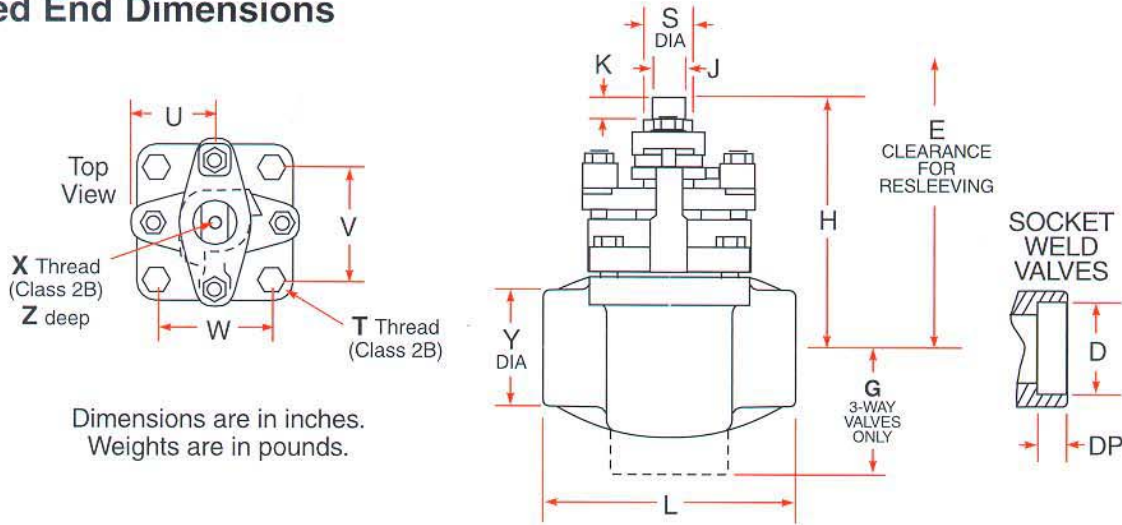
† 2 1/2-inch valves are machined from 3-inch castings, but the flanges are machined to 2 1/2-inch dimensions.

\* On Class 150, 8-inch valves, the two top holes in the flanges are tapped for 3/4 - 10UNC-2B threads.

\*\* On 8-inch valves, cover bolts are arranged around a 7.63 dia. bolt circle.



## Screwed End Dimensions



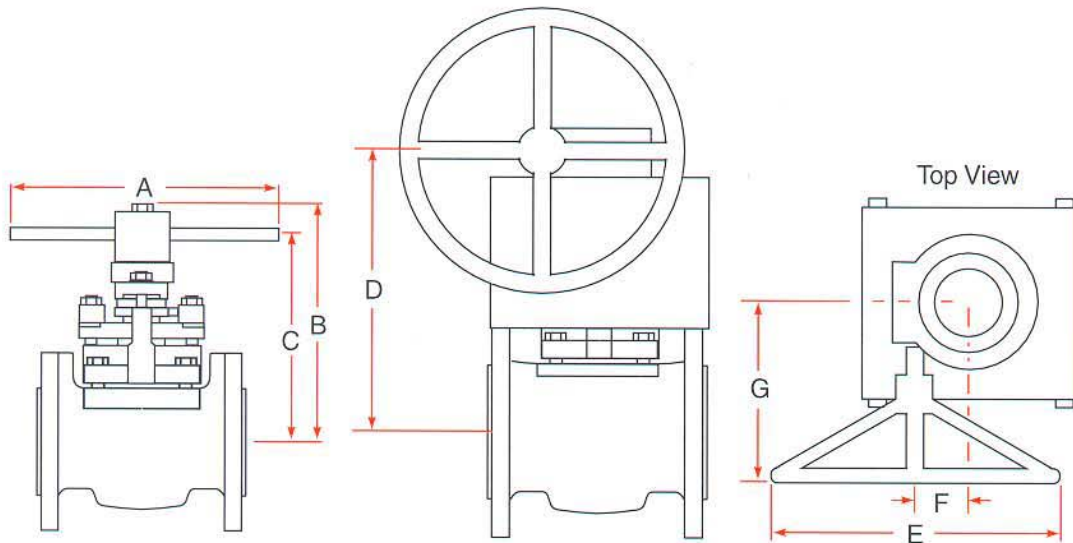
**Class 150 ... 2-Way: Figure No. 066XP ... 3-Way: Figure No. 036XP**

**Class 300 ... 2-Way: Figure No. 0366XP ... 3-Way: Figure No. 0336XP**

Size	L	H	Y	S	J	K	E	T	U	V	W	X	Z	G 3-Way	Weight 2-Way	Weight 3-Way
1/2	3.25	4.83	1.68	.61	.438	.50	7.00	5/16-18	1.50	1.68	1.43	1/4-20	.53	1.69	2.7	3.0
3/4	3.25	4.83	1.68	.61	.438	.50	7.00	5/16-18	1.50	1.68	1.43	1/4-20	.53	1.80	3.2	3.5
1	4.63	5.25	2.21	.63	.438	.50	8.50	3/8-16	1.50	1.90	2.21	1/4-20	.53	2.38	6.5	7.5
1 1/2	5.50	5.94	2.33	.88	.563	.63	9.25	3/8-16	1.84	2.33	2.33	5/16-18	.59	2.88	14	15
2	6.50	6.38	3.02	1.13	.750	.63	9.88	7/16-14	2.13	3.02	3.02	5/16-18	.59	3.38	20	22

## Socket Weld

Size	D	DP
1/2	.860	.38
3/4	1.070	.50
1	1.335	.50
1 1/2	1.920	.50
2	2.411	.63



## Wrench & 90° Enclosed Gear Operator Dimensions

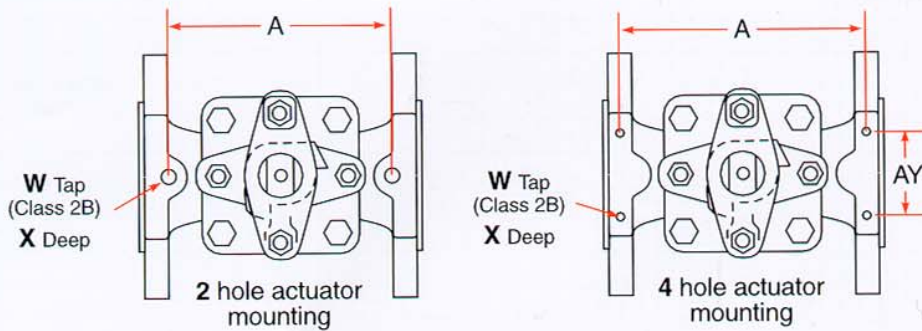
These operator dimensions apply to all flange types and all multi-port valves.

Size	A	B	C
1/2	8.75	6.56	5.50
3/4	8.75	6.56	5.50
1	8.75	6.56	5.60
1 1/2	12.50	7.54	6.50
2	18.00	8.00	6.91
2 1/2	24.00	8.54	7.50
3	24.00	8.54	7.50

Size	D	E	F	G
4	12.63	18.00	2.63	10.50
6	14.88	24.00	3.38	12.75
8	16.63	30.00	4.38	15.38

## More information.

The full Tufline Sleeved Plug valve catalog outlines many additional unique design features of the Tufline Sleeved Plug valve.



## Actuator mounting hole configurations.

Full dimensions for valve and actuator assemblies are available.

### Class 150

Size	4 Hole Pattern				2 Hole Pattern		
	A	AY	W	X	A	W	X
1/2	---	---	---	---	3.62	5/16 - 18	.47
3/4	---	---	---	---	3.75	5/16 - 18	.47
1	4.19	1.75	5/16 - 18	.38	---	---	---
1 1/2	5.75	1.75	5/16 - 18	.47	---	---	---
2	6.31	2.25	5/16 - 18	.47	---	---	---
2 1/2	7.13	3.50	3/8 - 16	.56	---	---	---
3	7.13	3.50	3/8 - 16	.56	---	---	---
4	8.00	4.00	7/16 - 14	.63	---	---	---
6	9.44	4.00	7/16 - 14	.63	---	---	---
8	10.19	6.00	1/2 - 13	.63	---	---	---

### Class 300

Size	4 Hole Pattern				2 Hole Pattern		
	A	AY	W	X	A	W	X
1/2	---	---	---	---	4.38	5/16 - 18	.47
3/4	---	---	---	---	4.38	5/16 - 18	.47
1	5.75	1.75	5/16 - 18	.38	---	---	---
1 1/2	6.63	1.75	5/16 - 18	.47	---	---	---
2	7.56	2.25	5/16 - 18	.47	---	---	---
2 1/2	9.94	3.50	3/8 - 16	.56	---	---	---
3	9.94	3.50	3/8 - 16	.56	---	---	---
4	10.69	4.00	7/16 - 14	.63	---	---	---
6	14.00	4.00	7/16 - 14	.63	---	---	---
8	14.63	6.00	1/2 - 13	.63	---	---	---

## Cv factors for valve sizing.

### Class 150 & 300

Size	2-Way	3-Way A, AX, C pos.	3-Way D pos. 0° & 180°	3-Way D pos. 90°
1/2	9	7	4	5
3/4	9	7	4	5
1	43	20	11	17
1 1/2	89	40	21	37
2	172	70	40	47
2 1/2	294	100	54	87
3	294	100	54	87
4	548	175	94	159
6	1075	350	210	255
8	1591	475	360	450

## Operating torques. (Inch-Pounds)

Figures are for 2-Way valves with PTFE sleeves. Consult factory for torque adjustment factors for other sleeve materials.

### Class 150 & 300

Size	Break torque	Seating torque	Running torque
1/2	154	88	77
3/4	154	88	77
1	440	275	220
1 1/2	880	550	440
2	1210	715	605
2 1/2	1320	770	660
3	1320	770	660
4	2640	1595	1320
6	5500	3300	2750
8	8580	5170	4290



# Pressure-temperature ratings

The useful range . . .

PTFE sleeve: -20°F to +400°F

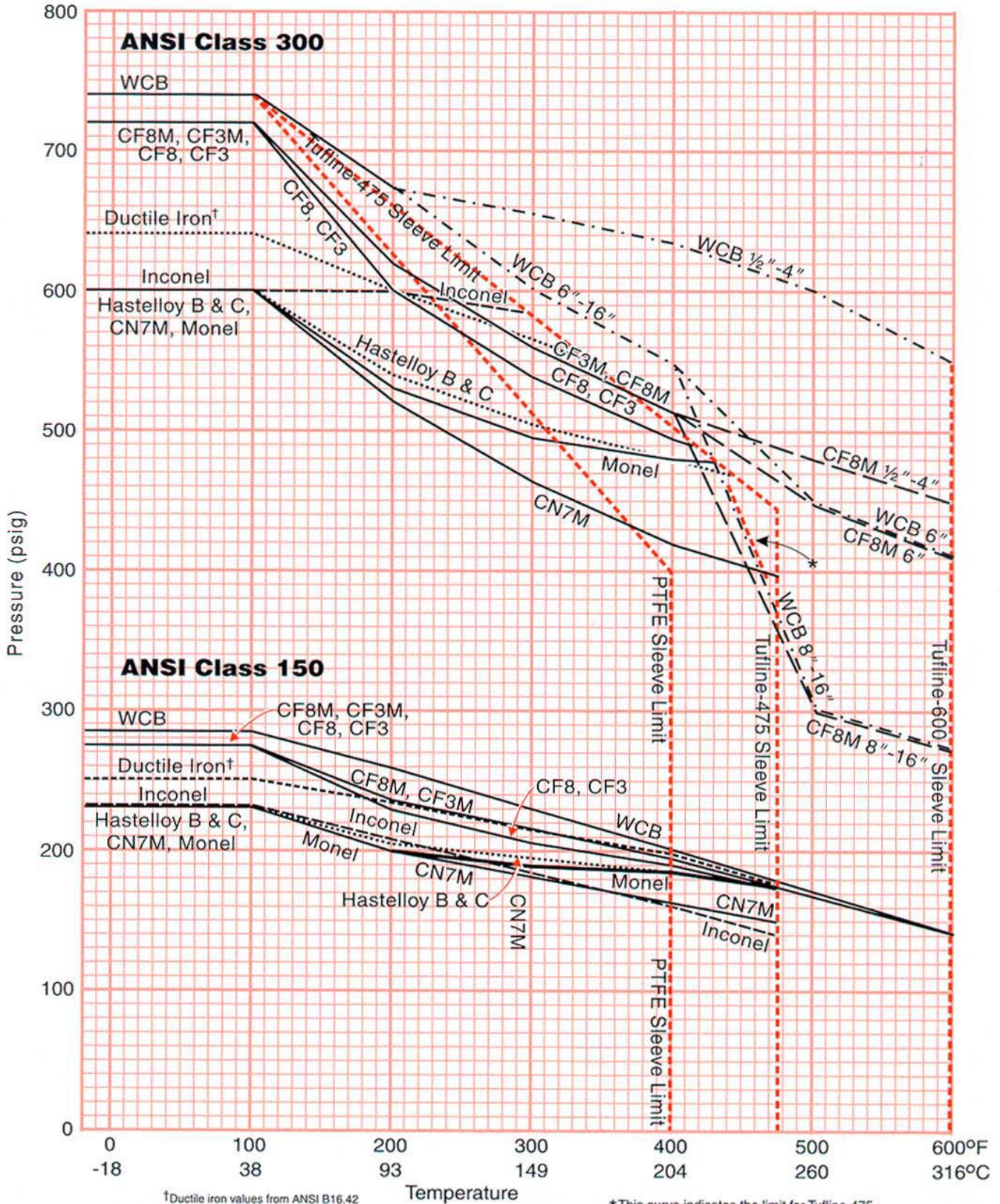
Tufline-475 sleeve: -20°F to +475°F

Tufline-600 sleeve: -20°F to +600°F

. . . all with a maximum temperature variation of 200°F.

Applications beyond these ranges can be handled effectively but may require valve adjustments at the operating temperature or use of alternate sleeve materials.


Material selections are governed by the limits imposed by ANSI B16.34, 1996 Edition and ANSI B16.34a 1998 Addendum.



†Ductile iron values from ANSI B16.42

\*This curve indicates the limit for Tufline-475 sleeve material when used in 8"-16" valves.





## Xomox Rack & Pinion (XRP) Actuators and Matryx® Actuators.

Tufline automated valve packages assure you of single-source responsibility for flow control equipment.

With the Xomox family of valves, actuators, control accessories, and Xomox problem solving expertise, you are assured of valve packages that will provide optimum performance in your application.



## Xomox Automation & Service Centers.

Xomox Automation & Service Centers are strategically located to provide comprehensive:

- Automated valve packaging.
- Valve modification.
- Valve repair.
- Application counseling.

For more information, fast response, comprehensive service, and knowledgeable technical help, call your nearest Xomox Automation & Service Center.

## The Xomox Special Products Group.

The Xomox Special Products Group custom-designs, manufactures, and modifies valves.

Xomox Special Products valves are used in unusual, complex, or especially difficult applications.

Processors find that investing in these special valves pays off with greatly extended service life, improved overall operating efficiency, and reduced maintenance requirements.



## Multiport valves.

Tufline XP Multiport Sleeved Plug valves bring economy and more compact system design to thousands of applications.

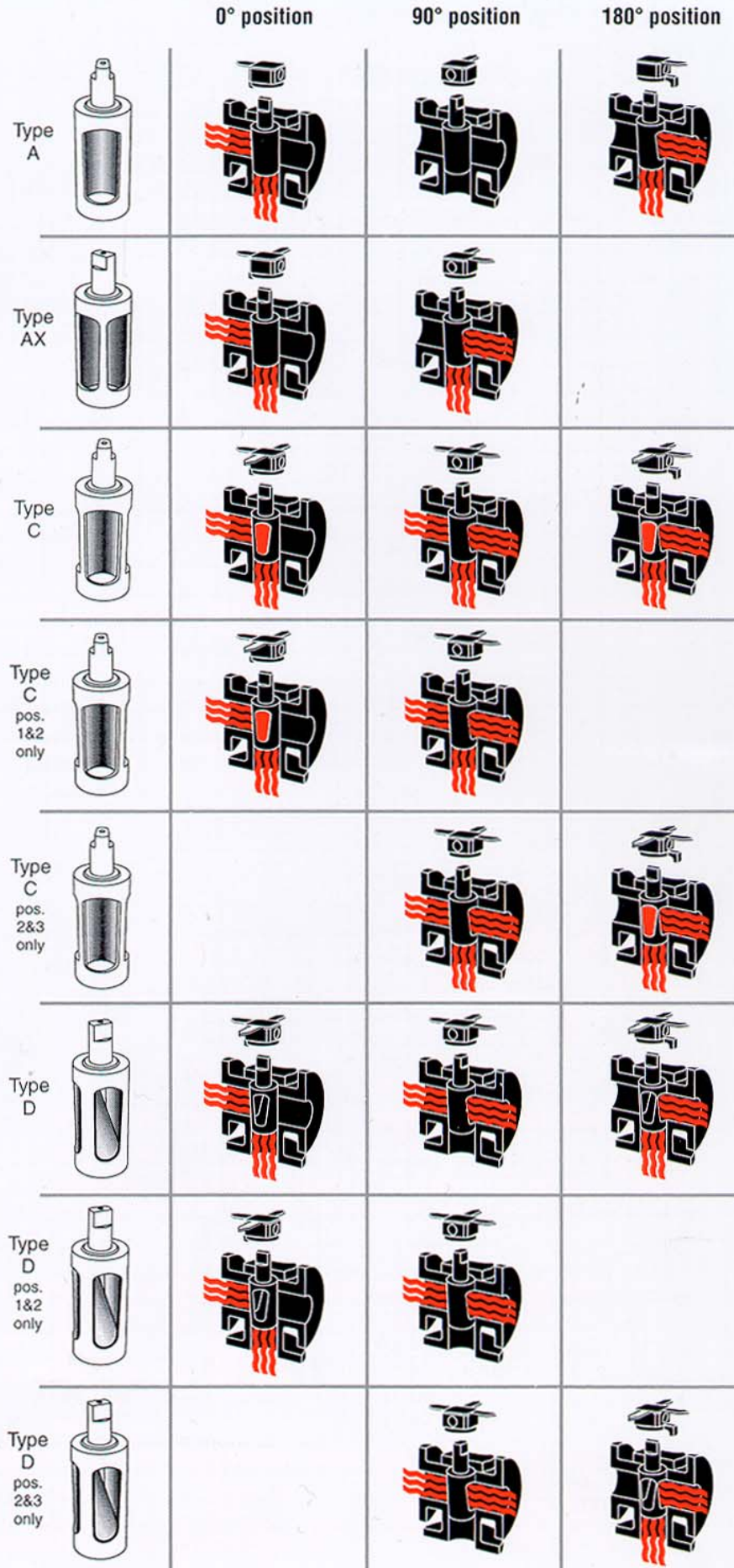
These valves are available through the Xomox Special Products Group.

## Bi-directional flow for more flexibility.

In the diagrams the color indicates the path of fluid flow. Bi-directional flow permits more system design options.

## 3-way arrangements.

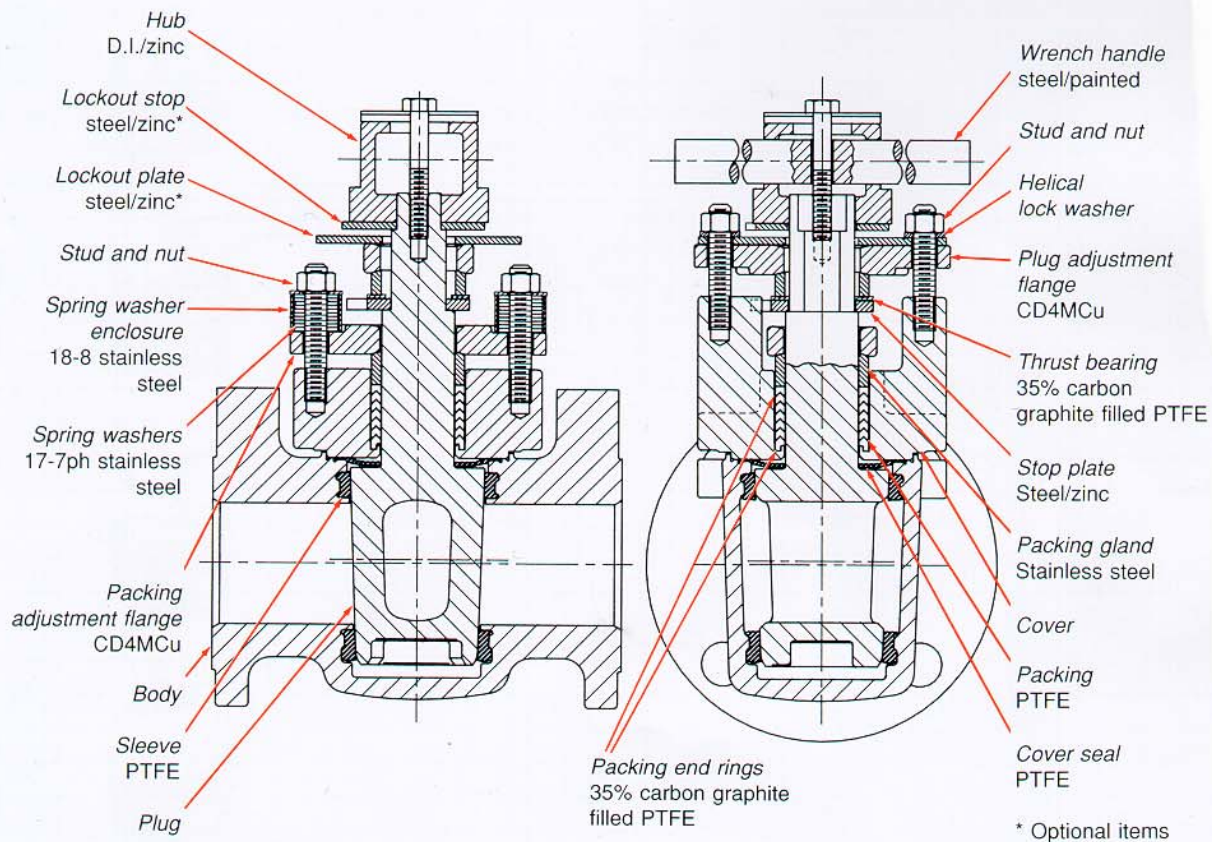
Only the Type A plug will shut off the flow. With the Type AX, C, and D plugs, there is always flow between the bottom port and one of the side ports.





## Quick Reference Selection Table

No. of Ports	Type	ANSI Class	Size Range	Operator	Figure Number	Additional Information
2	Screwed End	150	1/2 - 2	Wrench	066XP	2-Way Tufline Sleeved Plug valves provide tight shutoff from high vacuum through rated pressure at temperatures from -20°F to 600°F.
		300			0366XP	
	Flanged End	150	1/2 - 4	Enclosed Gear	067XP	
			4 - 18		067XP G	
		300	1/2 - 4	Wrench	0367XP	
			4 - 18	Enclosed Gear	0367XP G	
3	Screwed End	150	1/2 - 2	Wrench	036XP	When ordering 3-Way valves, be sure to include the port configuration. Refer to page 9.
		300			0336XP	
	Flanged End	150	1/2 - 4	Enclosed Gear	037XP	
			4 - 10		037XP G	
		300	1/2 - 4	Wrench	0337XP	
			4 - 8	Enclosed Gear	0337XP G	





## How to order

Size      Figure No.      Option      Body      Plug      Sleeve      Operator      Service

**1" - 066XP - FT - 6 - 6 - P1 - W - C**

### Size & Figure No.

See Quick Reference Selection Table on the previous page

### Options

Fire Tested . . . . . **FT**

Port Arrangements for 3-Way Valves (See page 9)

. . . . . **A, AX, C, or D**

### Body

Alloy 20 . . . . . **0**  
 Carbon Steel . . . **2**  
 Monel . . . . . **3**  
 Nickel . . . . . **5**  
 316SS . . . . . **6**  
 Hastelloy B . . . . **8**  
 Hastelloy C . . . . **9**  
 Inconel . . . . . **40**  
 Other (Specify) . **X**

### Service

Chlorine . . **C**  
 Oxygen . . **O**  
 Vacuum . . **V**  
 General Service . . . **Blank**  
 Other\*\* . . . **X**

### Operator

Wrench . . . . . **W**  
 Gear . . . . . **G**  
 Actuator\* . . . . . **A**  
 Less Operator . **N**

### Sleeve

PTFE . . . . . **P1**  
 15% RPTFE . **P2**  
 25% RPTFE . **P3**  
 PFA . . . . . **P6**  
 Xomox-7 . . . . **P7**  
 UHMWPE . . . **P8**  
 Tufline-475 . **P16**  
 Tufline-600 . **P20**  
 Other (Specify) . . . **PX**

### Plug

Alloy 20 . . . . . **0**  
 Carbon Steel . . . **2**  
 Monel . . . . . **3**  
 304SS . . . . . **4**  
 Nickel . . . . . **5**  
 316SS . . . . . **6**  
 Hastelloy B . . . . **8**  
 Hastelloy C . . . . **9**  
 Inconel . . . . . **40**  
 Other (Specify) . **X**

\* Specify actuator type and available air supply.

\*\* Consult your Xomox Sales Engineer for a wide variety of other available service options.

## Product responsibility.

Xomox's concern for product performance extends to the product's period of service. We feel it is important for users to also be aware of their responsibilities. Our products are manufactured and used in numerous applications with a wide variety of service conditions. While general guidelines are often furnished, it obviously is not possible to provide complete and specific performance data for every conceivable service condition. Therefore, the end user must assume final responsibility for proper evaluation, application and performance of all products. The contents of this document are presented for information purposes only. Every effort has been made to ensure accuracy. This information is not intended to be construed as warranties or guarantees, expressed or implied, nor imply use applicability, for products or services described herein. We reserve the right to modify or improve the designs and specifications of such products at any time without notice. As the manufacturer, Xomox sells its products and services pursuant to its standard terms and conditions of sale, including its limited warranty, copies of which are available upon request. Xomox limits its liability specifically to the replacement or repair of defective items, or to a refund for same. Xomox does not accept liability for any incidental or consequential damages.



# Global Capabilities For Global Customers



## Worldwide capabilities.

No matter where in the world you are, Xomox technical support and services are available from:

- 16 Manufacturing Facilities
- 18 Service Centers
- 50 Sales Offices
- More than 200 Xomox Authorized Distributors

## Product selection.

Xomox offers the broadest line of process valves, actuators, accessories, and related services including:

- Tufline Process Valves
- Saunders Diaphragm Valves
- Matryx Rack & Pinion, Vane Actuators
- Xomox XRP™ Actuators

## Global locator.

For a listing of Xomox Manufacturing Facilities, Service Centers, Regional Offices, and Authorized Distributors, visit our web site [www.xomox.com](http://www.xomox.com).

## Xomox literature.

All Xomox catalogs and technical data are available as PDF files at [www.xomox.com](http://www.xomox.com).

## Phone support.

Call your nearest Xomox Sales Office or the Xomox World Headquarters:  
Phone: 513-745-6000  
Fax: 513-745-6093

**CRANE**®

a Crane Co. Company

## Corporate strength.

Xomox is a Crane Co. company. Through the Crane Co. association, Xomox offers even greater global capabilities and breadth of product lines.

## Xomox Corporation

World Headquarters  
4444 Cooper Road  
Cincinnati, Ohio 45242

**XOMOX**®  
Process Valves & Actuators